

San Bernardino County Sheriff - Coroner Division

Coroner Investigation

1	MODE Homicide STATUS Post	CASE # 701509093 DEPUTY Marlene Leyva	Sub File To 701509087	
---	--	--	--	--

CASE INFO

REPORTED BY ****	AGENCY San Bernardino Police Department (SBPD)	DATE 12/03/2015	TIME 0052	Call Back Phone ****	
NEWS RELEASE ****	NAME RELEASABLE ****	ROLL-OUT? Yes	# OF PHOTOS ****	MEDIUM ****	SPECIAL CIRCUMSTANCES None

DECEDENT INFO

1 NAME (FIRST) Yvette	2 (MIDDLE) Alexandra	3 (LAST) Velasco				
AKA	DOE TYPE/NUMBER	PHONE ****				
20 ADDRESS ****	21 CITY Fontana	25 STATE CA	23 ZIP 92336			
6 SEX Female	14 RACE Hispanic	4 DOB 04/03/1988	5 AGE 27 yrs	RELATED CASE NUMBERS Yes		
BODY BAG # 5209079	TOE TAG 41377	10 SS # *****	HEIGHT 62.0 in	WEIGHT 113.0 lbs	HAIR Black	EYES Brown
DRIVER'S LIC # ****	STATE CA	HOW IDENTIFIED (Carrie Nelson/Cal-ID) Subject is positive to [REDACTED] bearing the name Velasco, Yvette DOB 4/3/88				

LEGAL NEXT OF KIN

NAME Robert Velasco	RELATIONSHIP Father	DOB/AGE	DATE/TIME NOTIFIED 12/03/2015 1210	NOTIFIED BY L. Wells	
ADDRESS ****	21 CITY Fontana	25 STATE CA	23 ZIP 92336	PHONE ****	ALTERNATE PHONE # ****

PLACE/DEATH OCCURRED

7 DATE 12/02/2015	8 TIME 1204	DAY OF DEATH Wednesday	PRONOUNCED BY San Bernardino City Fire Department
101 PLACE OF DEATH Conference Center		102 IP-ER/OP-DOA	FAC OTHER THAN HOSPITAL Other
105 FACILITY ADDRESS OR LOCATION WHERE FOUND 1425 S. Waterman Ave.			106 CITY San Bernardino

INVESTIGATIVE SUMMARY

ADDITIONAL NARRATIVE ATTACHED YES NO

MASS SHOOTING INCIDENT – VICTIM 7 OF 14:

On Wednesday, December 2, 2015, at 1059 hours, a shooting incident was reported to the San Bernardino Police Department (SBPD) from the Inland Regional Center (IRC) in San Bernardino.

Two suspects, dressed in dark clothing, entered the south building and began indiscriminately shooting with semi-automatic rifles at the attendees of a Christmas party hosted for employees of the San Bernardino County Department of Public Health. The suspects left the scene prior to law enforcement arrival.

Law enforcement entered the building. Emergency medical services personnel removed multiple injured persons to a triage point that was established directly across the street from the scene.

Two gunshot victims, a male and a female, designated as Victims #1 and #2, respectively, were pronounced dead at the triage point. Paramedics from the San Bernardino City Fire Department entered the IRC conference room and pronounced 12 victims dead at the scene.

Three victims, a female and two males, designated from south to north as Victims #3, #4 and #5, were pronounced dead outside the IRC conference room, on the east side of the building.

Nine victims, designated from east to west as Victims #6 through #14, were pronounced dead within the IRC conference room.

All 14 victims died as a result of multiple gunshot wounds.

The incident is under joint investigation by the San Bernardino Police Department and the Federal Bureau of Investigation.

Associated case numbers: 701509087, 701509088, 701509089, 701509090, 701509091, 701509092, 701509094, 701509095, 701509096, 701509097, 701509098, 701509099, 701509100.

NOTE TO PATHOLOGY

San Bernardino County Sheriff - Coroner Division

Coroner Investigation

2

MODE Homicide

CASE # 701509093

Sub File To

701509087



STATUS Post

DEPUTY Marlene Leyva

MEDICAL

TRANSPORTED FROM N/A	ADMITTED TO? N/A	DATE	TIME	M/R ORDERED No	MED REC #	BLOOD ORDERED Not Available
-------------------------	---------------------	------	------	-------------------	-----------	--------------------------------

CAUSE OF DEATH

107 CAUSE (A) Gunshot wound of the chest	TIME INTERVAL Minutes	109 BIOPSY PERFORMED? <input type="checkbox"/> YES <input checked="" type="checkbox"/> NO
(B) DUE TO		110 AUTOPSY PERFORMED? <input checked="" type="checkbox"/> YES <input type="checkbox"/> NO
(C)		AUTOPSY # EXAM # A1605-15 FS
(D)		INDIGENT #

112 OTHER SIGNIFICANT CONDITIONS CONTRIBUTING TO DEATH BUT NOT RELATED TO CAUSE GIVEN IN 107

None

113 WAS OPERATION PERFORMED FOR ANY CONDITION IN ITEM 107 OR 112? IF "YES" LIST TYPE OF OPERATION & DATE.

No

ATTENDING PHYSICIAN N/A	PHONE	DATE LAST ATTENDED	CAUSE GIVEN BY Frank Sheridan
115 PHYSICIAN TO SIGN D.C. Coroner	ADDRESS	PHONE	DATE 12/04/2015 TIME 0000

INJURY

119 SPECIFY MODE Homicide	123 PLACE OF INJURY Conference Center	120 AT WK? Yes	121 DATE 12/02/2015	1059	122 HOUR
------------------------------	--	-------------------	------------------------	------	----------

125 LOCATION (include Zip Code)

1425 S. Waterman Ave. San Bernardino 92408

DESCRIBE HOW INJURY OCCURRED

Shot by assailant(s)

PROPERTY

PROPERTY? <input checked="" type="checkbox"/> YES <input type="checkbox"/> NO	PROP RLS D? <input checked="" type="checkbox"/> YES <input type="checkbox"/> NO	
--	--	--

LAW ENFORCEMENT

AGENCY San Bernardino Police Department (SBPD) FBI	AGENT Detective W. Flesher TFO Jeff Chase	REPORT NUMBER 2015-132854
--	---	------------------------------

AUTOPSY

ORDERED BY ML	DATE 12/03/2015	TOX ORDERED 12-04-2015	TOX RECEIVED 12/30/2015	AGENT(S) TO ATTEND *****
------------------	--------------------	---------------------------	----------------------------	--------------------------

DISPO OF REMAINS

PRESENT LOCATION *****	MORGUE STATUS *****	VEHICLE TOWED BY		
TRANSPORTED BY *****	NOTIFIED BY *****	DATE *****	TIME *****	ARRIVED *****
44 MORTUARY *****	PHONE OF MORTUARY *****			

REVIEWED BY **Emon** 12/04/2015 03:36

San Bernardino County Sheriff - Coroner Division

Coroner Investigation

3

MODE **Homicide**

CASE # **701509093**

Sub File To

701509087

STATUS **Post**

DEPUTY **Marlene Leyva**



Coroner Investigation

12/04/2015

NOTIFICATION TO THE CORONER DIVISION:

On Wednesday, December 2, 2015, at 1208 hours, San Bernardino County Sheriff's Coroner Division received a report of multiple fatalities resulting from a shooting at the Inland Regional Center (IRC), located at 1425 S. Waterman Ave., in San Bernardino.

Coroner chain of command personnel, including the division commander, Captain Kevin Lacy, responded to the Incident Command Post (ICP) established just north of the incident location, and began coordinating with the investigating agencies that included the San Bernardino Police Department (SBPD), which would have primary investigative responsibility, the San Bernardino County Sheriff's Department (SBCSD), the Federal Bureau of Investigation, Bureau of Alcohol, Tobacco, Firearms and Explosives, Department of Homeland Security, and other supporting agencies.

PRELIMINARY LAW ENFORCEMENT INFORMATION:

According to Captain Lacy, the preliminary incident assessment was as follows:

At 1059 hours, a shooting incident was reported to the SBPD from the IRC, where a Christmas party was being hosted for employees of the San Bernardino County Department of Public Health. Witnesses reported that at least two suspects, dressed in dark clothing and wearing ski masks, entered the south building and began indiscriminately shooting with semi-automatic rifles. Following the shooting, the suspects fled in a black sport utility vehicle.

Law enforcement entered the building and extracted survivors. Emergency medical services personnel assisted multiple injured persons to a triage point that was established directly across the street from the scene.

VICTIM INFORMATION:

It was subsequently learned that multiple attendees were injured; 21 were transported to local hospitals and 14 victims were pronounced dead at the scene.

Two gunshot victims, a male and a female, designated as Victims #1 and #2, respectively, were pronounced dead at the triage point. Paramedics from the San Bernardino City Fire Department pronounced three victims dead outside the south building conference room and pronounced nine victims dead inside the conference room.

Three victims, a female and two males, designated from south to north as Victims #3, #4 and #5, were pronounced dead outside the conference room, on the east side of the building. Nine victims, designated from east to west as Victims #6 through #14, were pronounced dead within the IRC conference room.

Additional briefings were conducted at the Coroner Division to activate a Family Assistance Center and a scene response plan was prepared.

SCENE DESCRIPTION: INSIDE CONFERENCE ROOM

I was assigned to respond with Deputy Coroner Investigator C. Rhea-Hudgens and Deputy Coroner Investigator L. Perriello to the scene in order to coordinate the Coroner response for the investigation and recovery of remains.

San Bernardino County Sheriff - Coroner Division

Coroner Investigation

4

MODE **Homicide**

CASE # **701509093**

Sub File To

701509087

STATUS **Post**

DEPUTY **Marlene Leyva**



On 12/03/2015 at 0052 hours, we responded from the Coroner Division in San Bernardino and arrived at 0111 hours. There we met with SBPD Detective William Flesher, who was assigned to act as our primary liaison.

The inside ambient temperature at the scene, upon our arrival, was estimated to be approximately 60 degrees Fahrenheit.

The Inland Regional Center (1365 S. Waterman Ave.) was located on the east side of Waterman Ave., surrounded by Park Center Circle. The primary complex consisted of three large buildings on approximately five acres. The buildings were surrounded by paved parking lots encircling the complex. The two northern buildings were multi-story structures (from north to south, 1365 and 1395 S. Waterman Ave, respectively). The south building (1425 S. Waterman Ave.), which contained multi-purpose rooms, consisted of two floors. There were glass entrance doors to the north and three doors located on the east side, accessing the east parking lot.

The glass doors on the east side of the building were designated as follows:

1. South door
2. Center door (Glass door was shattered)
3. North door

The south building contained a large conference room. The large conference room was divided into two separate rooms by an expandable wall partition. The south door entered the southern room. The center and north doors entered the north room where the shooting occurred. The north room was about 85x40 feet in size. The floor was covered with wall to wall carpet squares. There appeared to be no padding beneath the carpet squares. The carpet was saturated with water throughout the room. A large half circle table was located near the north wall. There were eight groups of tables running north/south. Each group had two, six foot tables in tandem. All the tables were to the north of the center door. The tables were decorated with various Christmas decorations. There was an 18 foot buffet table along the south wall. The ceiling tiles above the buffet area had fallen to the floor. There was a Christmas tree near the southwest corner of the room.

The room was in disarray. The chairs, food, property and decorations were strewn about the room. There were several dozen cartridge casings around the room. There were multiple bullet holes in the ceiling, walls, furniture and floor.

Nine decedents inside the conference room were designated as Victims #6-14.

Victim #6 (701509092) was located about 6'8" southwest of the north door, between the easternmost groups of tables.

Victim #7 (701509093) was located about 14 feet southwest of the north door, east of the southernmost tables.

Victim #8 (701509094) was located about 30 feet southwest of the north door, between two tables.

Victim #9 (701509095) was located about 35 feet southwest of the north door, east of the southernmost tables.

Victim #10 (701509096) was located about 2 feet west of Victim #8.

Victim #11 (701509097) was located about 1 foot southwest of Victim #10.

Victims #12-14 (701509098-701509100) were located about 60 feet southwest of the north door, near the Christmas tree. Victim #13 was about 1 foot to the south of Victim #12. Victim #14 was about 1 foot southeast of Victim #13.

SBCSD Scientific Division personnel took photographs and measurements of the scene inside the conference

San Bernardino County Sheriff - Coroner Division

Coroner Investigation

5

MODE **Homicide**

CASE # **701509093**

Sub File To

701509087



STATUS **Post**

DEPUTY **Marlene Leyva**

room. Precise measurements can be obtained if needed.

We received information that there may have been explosives in the building with one or more detonated. It was later determined there were no explosives detonated inside the building.

BODY EXAMINATIONS:

Deputy Coroner Investigator C. Rhea-Hudgens, Deputy Coroner Investigator L. Perriello, and I conducted the body examinations together.

EXAMINATION OF THE BODY OF VICTIM #7 (YVETTE VELASCO):

At 0420 hours I began the body examination. The body was that of a Hispanic female adult supine on the carpeted floor. The body was partially covered with a large Christmas stocking decoration. The head was oriented toward the southwest and in a natural position. The right and left arms were bent at the elbow with the hands extended up towards the head. The legs were oriented toward the northeast. The right leg was in line with the torso. The left leg was bent at the knee with the right foot near the right, lower leg.

I completed the body exam at 0451 hours.

San Bernardino County Sheriff - Coroner Division

Coroner Investigation

6

MODE **Homicide**

CASE # **701509093**

Sub File To

701509087

STATUS **Post**

DEPUTY **Marlene Leyva**



IDENTIFICATION:

On Scene:

An interview with Velasco's father was conducted at the Family Assistance Center. He indicated she had a tattoo of a sparrow on her right foot. I also located a purse near the body that contained a California driver license, with the name of Yvette Velasco and a photo.

Confirmation:

On 12/03/2015 at 0645 hours, the fingerprints were confirmed by CAL-ID.

BODY TRANSPORTED TO CORONER MORGUE FACILITY:

Coroner Morgue personnel, Autopsy Assistants Mark Schrader and Karina Gomez, affixed Coroner tag (#41376) to the right foot and placed the body into a yellow body bag, which was secured with a plastic pouch lock (#5211476).

The body was transported from the scene at 0555 hours and taken to the Coroner Morgue Facility in San Bernardino, arriving at 0602 hours.

NOTIFICATION OF DEATH TO NEXT OF KIN:

On 12/03/2015 at 1210 hours, Deputy Coroner Investigator L. Wells made notification of death to the family (see supplemental report).

San Bernardino County Sheriff - Coroner Division

Coroner Investigation

7

MODE **Homicide**

CASE # **701509093**

Sub File To

701509087



STATUS **Post**

DEPUTY **Marlene Leyva**

DISPOSITON:

Submitted to pathology for autopsy.

San Bernardino County Sheriff - Coroner Division

Coroner Investigation

8

MODE **Homicide**

CASE # **701509093**

Sub File To

701509087



STATUS **Post**

DEPUTY **Marlene Leyva**

Coroner Supplemental Report

12/04/2015

Investigator: Lisa Wells



175 South Lena Road
San Bernardino, CA 92415-0037
(909) 387-2542
Fax (909) 387-2989



Frank Sheridan, M.D.
Chief Forensic Pathologist

_____, M.D.
Forensic Pathologist

San Bernardino County Sheriff's Department Coroner Division

Autopsy Protocol

Coroner's Case Number: 701509093

Autopsy Number: A-1605-15

Name: Yvette Alexandra Velasco **Age:** 27 **Sex:** Female
Time of Death: Pronounced 1204 hours, December 2, 2015 **Race:** Hispanic
Time of Autopsy: 1415 hours, December 4, 2015
Place of Autopsy: San Bernardino County Coroner's Facility **Deputy:** Leyva

HISTORY OF DEATH: The history as obtained by the deputy coroner investigating officer is to the effect that on Wednesday, December 2, 2015 at 1059 hours an active shooting incident was reported to San Bernardino Police Department from the Inland Regional Center (IRC) in San Bernardino. Reportedly two suspects dressed in dark clothing had entered the south building and had begun shooting with semi-automatic rifles at the attendees of a Christmas party hosted for employees of the San Bernardino County Department of Public Health. The suspects had fled the scene prior to the arrival of law enforcement.

Law enforcement made entry into the building and emergency medical personnel set up a triage point directly across the street from the scene.

Two victims were pronounced dead at the triage point. Three other victims were pronounced dead outside the IRC conference room on the east side of the building and nine victims were pronounced dead within the IRC conference room.


All of the fourteen victims died as a result of gunshot wounds.

Reference: 701509087, A-1609-15, Shannon Hilliard Johnson
701509088, A-1603-15, Beneta Bet-Badel
701509089, A-1608-15, Aurora Luz Godoy
701509090, A-1610-15, Isaac G. Amanios Gebreslassie
701509091, A-1601-15, Larry Daniel Eugene Kaufman
701509092, A-1625-15, Harry Albert Bowman
701509094, A-1617-15, Sierra Simone Clayborn

701509095, A-1619-15, Robert C. Adams
701509096, A-1604-15, Nicholas James Thalasinios
701509097, A-1618-15, Tin Thanh Nguyen
701509098, A1620-15, Juan Espinoza
701509099, A1626-15, Damian Lawrence Meins
701509100, A-1600-15, Michael Raymond Wetzel

Also refer to Coroner's Investigative Report 701509093.

EXTERNAL EXAMINATION:



INJURIES:

The injuries described below are depicted in the accompanying diagram.

Anterior Torso: There is a large gaping gunshot wound in the right upper pectoral area immediately below the right clavicle. The center of this wound is about 49 inches above the sole of the right foot. The wound has an approximately oval but irregular shape measuring about 7 cm x 4 cm. The wound is deep, exposing the underlying muscle and part of the rib cage. The edges do not appear to be abraded, but above and lateral to the wound are several very superficial red marks in the skin most of which have a linear or punctate appearance and range from about 2 mm up to about 4 to 5 mm individually. There is no soot or stippling surrounding the wound.

There is some apparent discoloration of the skin of the right nipple, but on external examination there is no definite evidence of a penetrating wound in this area.

Right Upper Extremity: There is a through and through gunshot wound of the right index finger. The entrance wound is on the ulnar side of the finger just distal to the proximal interphalangeal joint. The wound is approximately circular with a diameter of about 2 to 3 mm and there is a surrounding abrasion collar extending out about 2 to 3 mm. There is no soot or stippling. The exit wound is on the palmar surface of the finger at the same level. This wound has a stellate appearance with torn, non-abraded, edges and overall measures 5 to 6 mm in diameter. The bullet path through the finger does not appear to involve the bone.

There is a separate gunshot wound passing through the soft tissue on the palmar surface of the thumb. The edges are torn and non-abraded. There is no associated soot or stippling.

Left Lower Extremity: There is a single gunshot wound of entry on the anterior aspect of the mid left thigh at a height of 23 inches above the sole of the left foot. The wound is circular with a total diameter of about 4 to 5 mm. The lower edge of the wound is abraded. The upper end is partially undermined. There is no associated soot or stippling. There is external rotation of the left thigh at the hip.

Posterior Torso: On the upper lateral left buttock there is a gaping gunshot wound approximately horizontally oriented measuring about 3.5 x 1.5 cm. The edges are irregularly torn but not abraded. There is no associated soot or stippling. This wound is 31 inches above the sole of the left foot. On the lateral aspect of the left hip just below the above wound are some very superficial reddish-brown abrasions.

There is a faint area of bruising over the lower thoracic spine in the midline. Incision of the skin in this area reveals extensive underlying subcutaneous tissue and muscle hemorrhage. Three metallic projectile fragments are retrieved from the subcutaneous tissue and muscle in the area. All three fragments are deformed. Two of the fragments are lead, the other part of a copper jacket.

The projectile submitted separately in the plastic body bag is a deformed jacketed conical shaped bullet. The diameter of the base cannot be readily measured because of the deformity. (This bullet was reportedly found underneath the body at the scene and probably the bullet that entered the left thigh, fractured the left hip and exited in the left upper buttock).

Summary of Gunshot Wound: The gunshot wound in the left thigh is of indeterminate range. The trajectory is upwards and front to back.

INTERNAL EXAMINATION:

CHEST & ABDOMEN: There is extensive hemorrhage surrounding the large gaping entry wound in the right upper anterior chest wall. There is a very thin strip of intact skin partially bridging across the wound, indicative of two separate entries from a fragmenting tumbling bullet. There is a defect in the chest wall involving the medial part of the 2nd rib and 2nd intercostal space. There are two defects in the right side of the mediastinum separated by a very thin strip of intervening intact tissue. One of the two fragment paths goes down the medial aspect of the right lung and exits the posterior chest cavity through the 8th and 10th posterior intercostal spaces where there are two separate defects in the parietal pleura. These bullet paths continue into the back of the torso from where the fragments have already been retrieved. The other fragment path goes into the base of the heart passing partly through the left atrium, the root of the aorta and the anterior wall of the upper left ventricle. This bullet path continues through the left lung, exiting on the lateral aspect of the lower lobe. Directly across from this exit wound is a small defect in the parietal pleura involving the 10th posterior left rib and intercostal space. There is a small indentation in the 10th rib. The fragment seen on x-rays that was in this area was not retrieved, possibly having been lost when the body was turned along with some of the blood in the pleural cavity. There is some residual blood remaining in both pleural cavities and there is also extensive mediastinal hemorrhage that extends up around the jugular venous system up the right side of the neck.


Summary of Gunshot Wound: The bullet that entered the right anterior chest wall appears to have been already partially fragmented into two major fragments and several smaller fragments. It is probable that this bullet originally went through the right hand and fragmented creating two immediately adjacent entry wounds with the overall appearance of a large gaping entrance wound. The trajectory of the wound in the chest cavity is essentially front to back, downward and right to left.

There is no other evidence of trauma to the chest or abdomen. The clavicles are intact. The thoracic and lumbar vertebral column and pelvis are intact. The pleural, pericardial and peritoneal membranes are smooth and glistening. There is no blood in the pericardial cavity or peritoneal cavity. The diaphragm is intact and there is no evidence of trauma to the abdominal or pelvic organs.

VÉLASCO AUTOPSY CONTINUED




PAGE 5

A-1605-15



VELASCO AUTOPSY CONTINUED
PAGE 6
A-1605-15



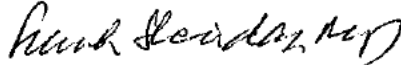
- DIAGNOSIS:**
- I. 27-year-old female; one of fourteen individuals shot dead at Inland Regional Center.
 - A. Multiple gunshot wounds.
 1. Through and through indeterminate range gunshot wounds of right index finger and right thumb, with possible continuation into the upper chest.
 - a) Probable fragmentation and tumbling of bullet from passage through the hand.
 - b) Large double re-entry wound with surrounding fragment wounds in right upper anterior chest wall.
 - c) Two separate bullet paths through chest involving right lung, heart, aorta and left lung.
 - d) Bullet fragments retrieved from posterior chest wall near the midline.
 - e) Bilateral hemothorax, mediastinal hemorrhage with extension up into the right side of the neck.
 2. Indeterminate range through and through gunshot wound of upper left thigh.
 - a) Bullet path through proximal left thigh with fracture of left femur and exit wound in upper left buttock.
 - b) Bullet found under the body at scene probably from this wound; submitted in separate plastic bag.
 - B. 
 - C. 
 - D. 

CAUSE OF DEATH: Gunshot wound of the chest, minutes.

Manner of Death: Homicide

WITNESSES PRESENT: Sharon Bonshire and Angelica Ordonez; San Bernardino Police Department; Natalie Arnold, Liza Fornaciari, Victoria Milko, Matthew Quick, Seth Witten and Elizabeth Hadley; Federal Bureau of Investigation.

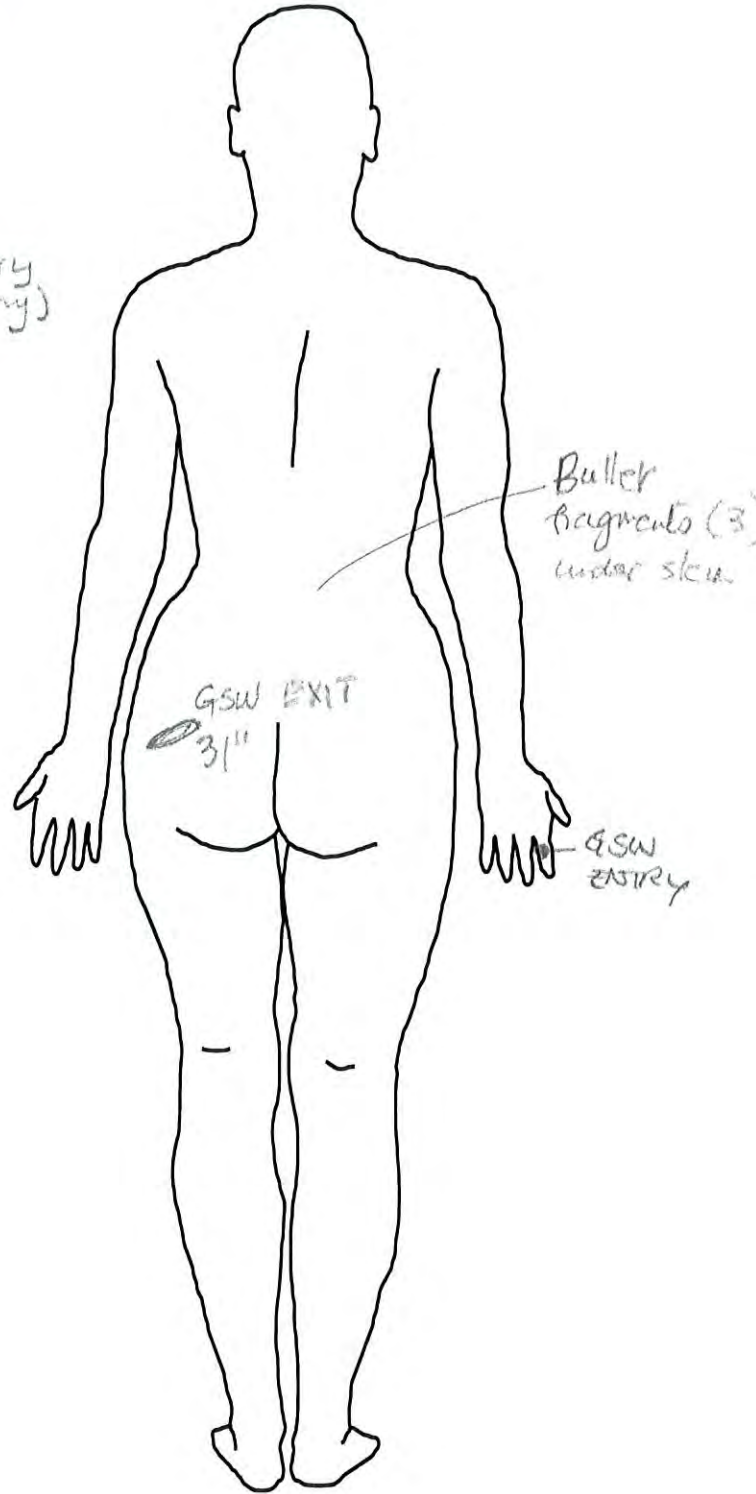
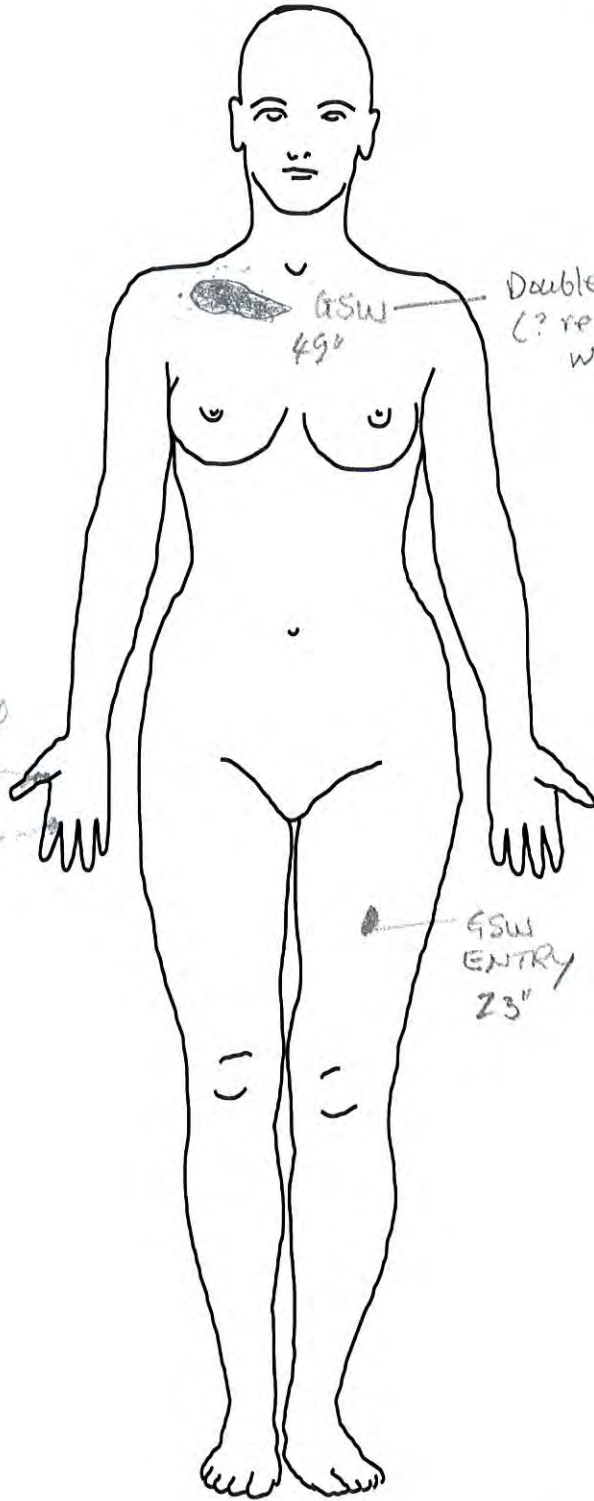
Autopsy Completed 1630 hours, December 4, 2015


Frank Sheridan, M.D.
Pathologist

Date: 3/14/16

FS:rlc

San Bernardino County Sheriff/Coroner



Female, anterior / posterior

Name: YVETTE ALEXANDRA VELASCO Coroner Case # 701509093 Autopsy # A1605-15 B5
Age: 27 Race: H Sex: F Date: 12/4/15